



QUIÑENCO S.A.

Investor Presentation May 2023



QUIÑENCO S.A.

QUIÑENCO AT A GLANCE


QUIÑENCO OVERVIEW

RECENT EVENTS

CONCLUSIONS



QUIÑENCO AT A GLANCE
 OWNERSHIP STRUCTURE



136
Countries⁽¹⁾

74,700
Jobs⁽¹⁾

US\$ 122 bln
Assets under management⁽¹⁾

US\$ 7.8 bln
Net Asset Value (NAV)⁽²⁾

US\$ 6.9 bln
Market Cap⁽³⁾

AA+/AA+
Credit Rating⁽⁴⁾

(1) Global presence, people employed and assets under management include Quiñenco and its main operating subsidiaries and associates as of December 31, 2022.
 (2) NAV as of December 31, 2022.
 (3) Market Capitalization as of April 30, 2023.
 (4) As of April, 2023.

% Control as of December 2022



Banco de Chile



Hapag-Lloyd



51.3%

Mkt.Cap¹
US\$ 10.8 bln

65.9%

Mkt.Cap¹
US\$ 3.0 bln

29.0%²

Mkt.Cap¹
US\$ 3.7 bln

30.0%³

Mkt.Cap¹
US\$ 54.5 bln

60.0%⁴

Mkt.Cap¹
US\$ 1.0 bln

100%

Book Value⁵
US\$ 880 mln

- Leading full services bank in Chile.
- Jointly controlled with Citigroup.
- Listed in Chile and USA (BCS: CHILE /NYSE:BCH).

- No.1 Chilean beer producer
- One of the main beverage producers in Chile.
- 2nd largest beer producer in Argentina.
- Jointly controlled with Heineken.
- Listed in Chile and USA (BCS: CCU /NYSE:CCU).

- Global leading French cable manufacturer, with an industrial presence in 42 countries and business activities throughout the world.
- Listed in France (Euronext Paris: NEX).

- Leading global liner shipping company, with a network of 119 liner services worldwide.
- CSAV listed in Chile. Hapag-Lloyd listed in Germany (XETRA:HLAG).

- Leading port, cargo & shipping services company: port concessions, tug boats, and logistics.
- Leading tug boat operator in America.
- One of the main port operators in South America.
- Listed in Chile (BCS:SMSAAM).

- No.2 retail distributor of fuels in Chile with 447 service stations and 208 convenience stores.
- Shell licensee in Chile.
- 45 travel centers in the USA
- 75 services stations in Paraguay.

Chile

Chile – Argentina – Bolivia –
Colombia - Paraguay - Uruguay

42 countries worldwide

135 countries worldwide

14 countries across America

Chile – UK - USA - Paraguay

(1) Market Capitalization as of April 30, 2023.

(2) Corresponds to Invexans' and to Techpack's stake in Nexans as of December 31, 2022. Quiñenco's stake in Invexans and Techpack was 99.85% and 99.97% respectively, as of December 31, 2022.

(3) Ownership held by CSAV. As of December 31, 2022, Quiñenco's stake in CSAV was 66.45%. CSAV's market cap was US\$5.3 bln as of April 30, 2023.

(4) During January 2023, Quiñenco acquired additional shares reaching 61.0% ownership in SM SAAM.

(5) Book value as of December 31, 2022.



QUIÑENCO S.A.

QUIÑENCO AT A GLANCE

QUIÑENCO OVERVIEW

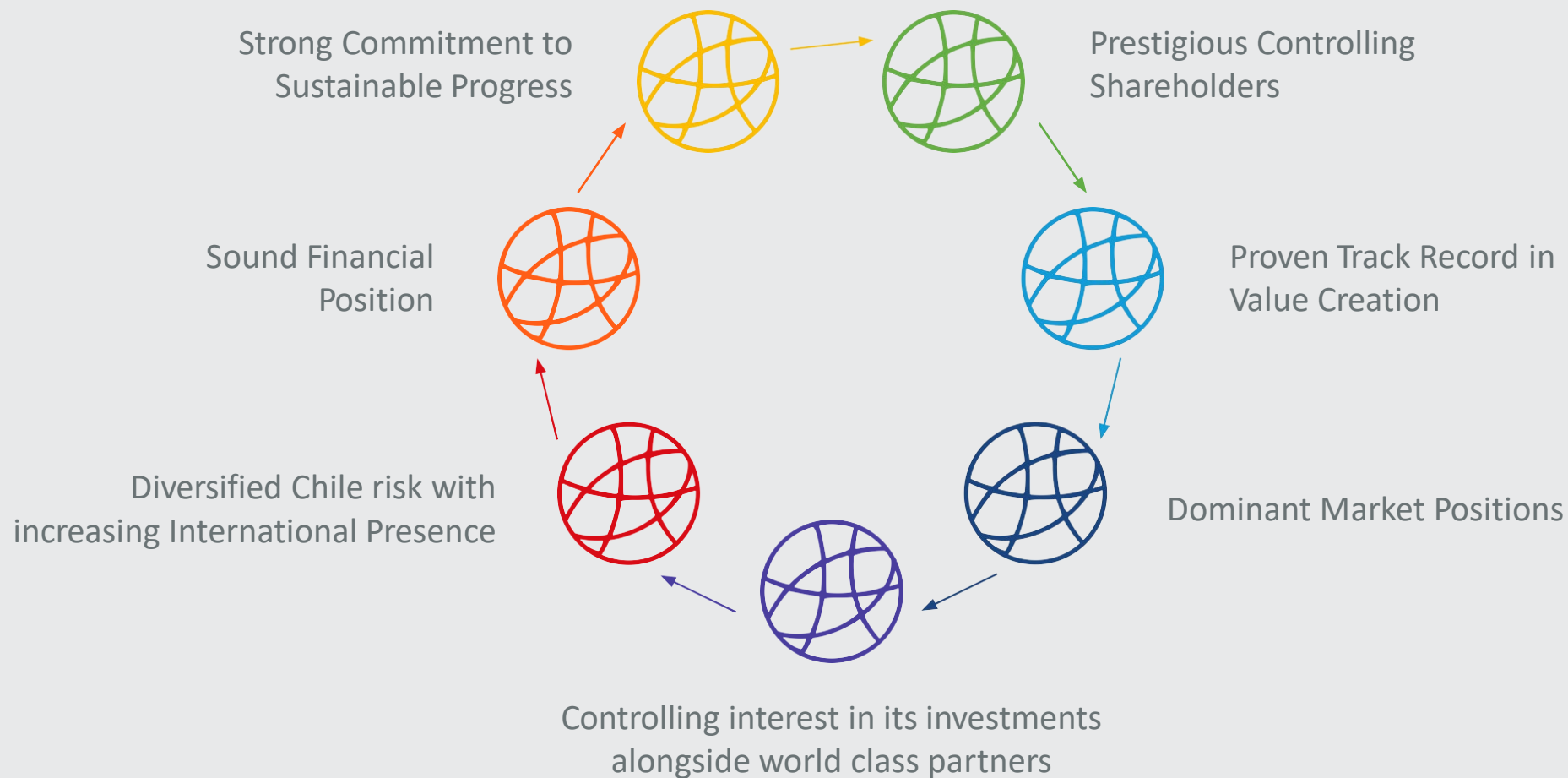
RECENT EVENTS

CONCLUSIONS





QUIÑENCO: ONE OF CHILE'S LARGEST BUSINESS CONGLOMERATES WITH STRONG FUNDAMENTALS



LOCALLY AND INTERNATIONALLY WELL-KNOWN AND PRESTIGIOUS SHAREHOLDERS

First Class Board and Management

BOARD OF DIRECTORS



Andrónico Luksic C.
Chairman



Jean-Paul Luksic F.
Vice Chairman



Nicolás Luksic P.
Director



Andrónico Luksic L.
Director



Hernán Büchi B.
Director



Pablo Granifo L.
Director



Carolina García de la Huerta A.
Director



Matko Koljatic M.
Director





Paola Luksic F.
Advisor to the Board

SENIOR MANAGEMENT

 **Francisco Pérez M.**
Chief Executive Officer


 **Rodrigo Hinzpeter K.**
Chief Counsel


 **Mauricio Lob D.**
Corporate Affairs and Social
Management Manager


 **Diego Bacigalupo A.**
Business Development
Manager


 **Eduardo Garnham L.**
Chief Financial Officer

 **Andrea Tokman R.**
Chief Economist

 **Pedro Marín L.**
Performance Control
Manager

 **Pilar Rodríguez A.**
Investor Relations Manager

 **Davor Domitrovic G.**
Head of Legal

 **Arturo Highet G.**
Internal Auditor

 **Oscar Henríquez V.**
General Accountant

Quiñenco has developed a value creation system through the professional management of its investments . . .



Acquisition

Acquisitions of companies

Restructuring

Restructuring and administrative & operational improvements

Max. Profitability

Develop and maximize profitability of business portfolio

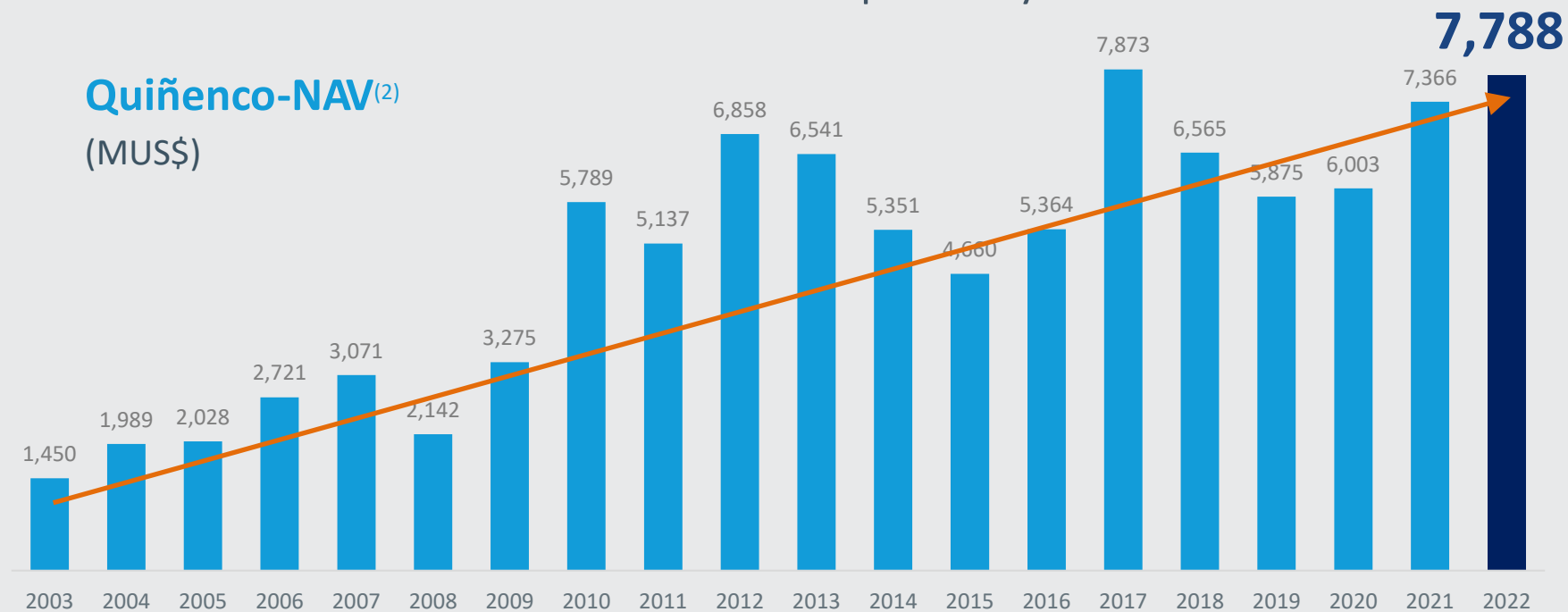
Divest/Retain

- Enersis
- Endesa
- Luchetti
- Entel
- Paris
- Telefónica del Sur
- O’Higgins Central
- Alusa
- VTR
- Startel
- Banchile Vida
- SegChile

. . . which has led to various transactions throughout its history, generating US\$1.8 billion in profits over the last 26 years from divestments of US\$4.4 billion . . .

STRONG GROWTH IN NAV

... and an average annual compound growth rate of 9% in the net value of Quiñenco's assets over the past 19 years⁽¹⁾



The net asset value (NAV) has been calculated as follows:

Market value of Quiñenco's publicly traded operating companies



Market value of financial investments



Book value of unlisted operation companies and other net assets



Corporate level cash



Corporate level debt



NAV

Note: Figures in millions of US\$ translated from Chilean pesos at the observed exchange rate (published by the Central Bank) on the working day following the close of each period.

(1): From 2003-2022.

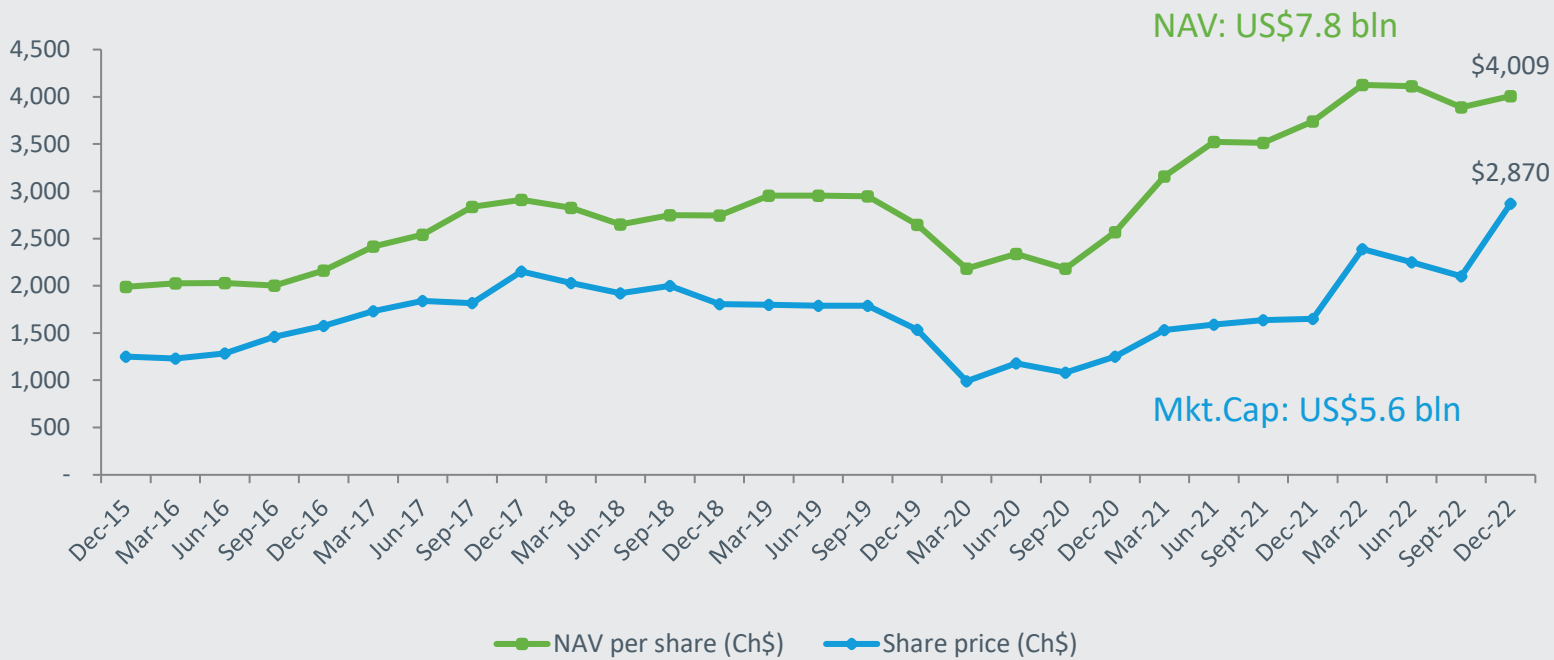
(2): Includes ENEX at book value starting 2011.

2022 RESULTS

FAVORABLE PERFORMANCE OF NAV, SHARE PRICE & DIVIDENDS

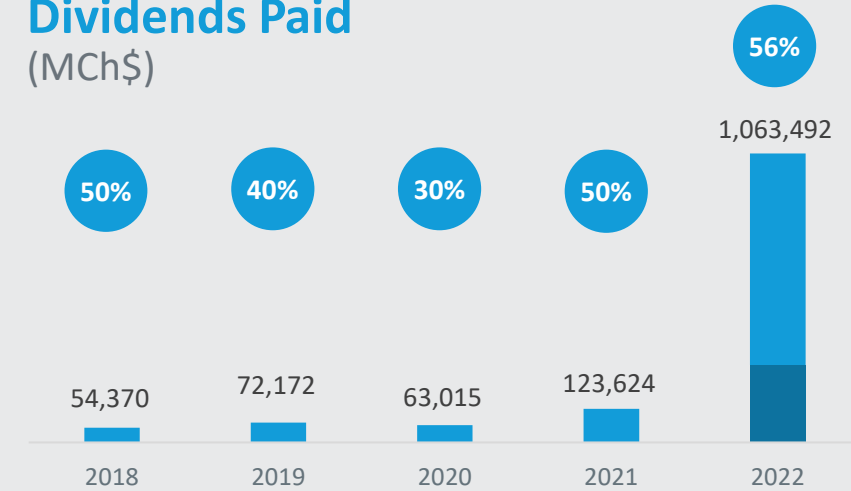
NAV⁽¹⁾/Share Price Trend

as of December 31, 2022



Dividends Paid

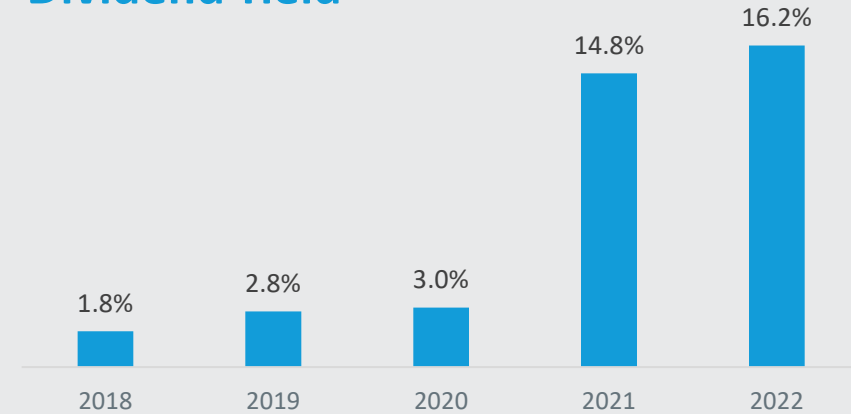
(MCh\$)



● Percentage of prior year net income paid out as dividends.

● Interim Dividend paid in November 2021.

Dividend Yield



(1) Market information and book values December 31, 2022.

Based on its investment criteria

Brand & consumer
franchise development
potential



Controlling stakes or
significant influence



Access to strategic
partners / commercial
alliances / synergies



Competitive
advantages and
sufficient critical
mass



Prior operating or
industry experience

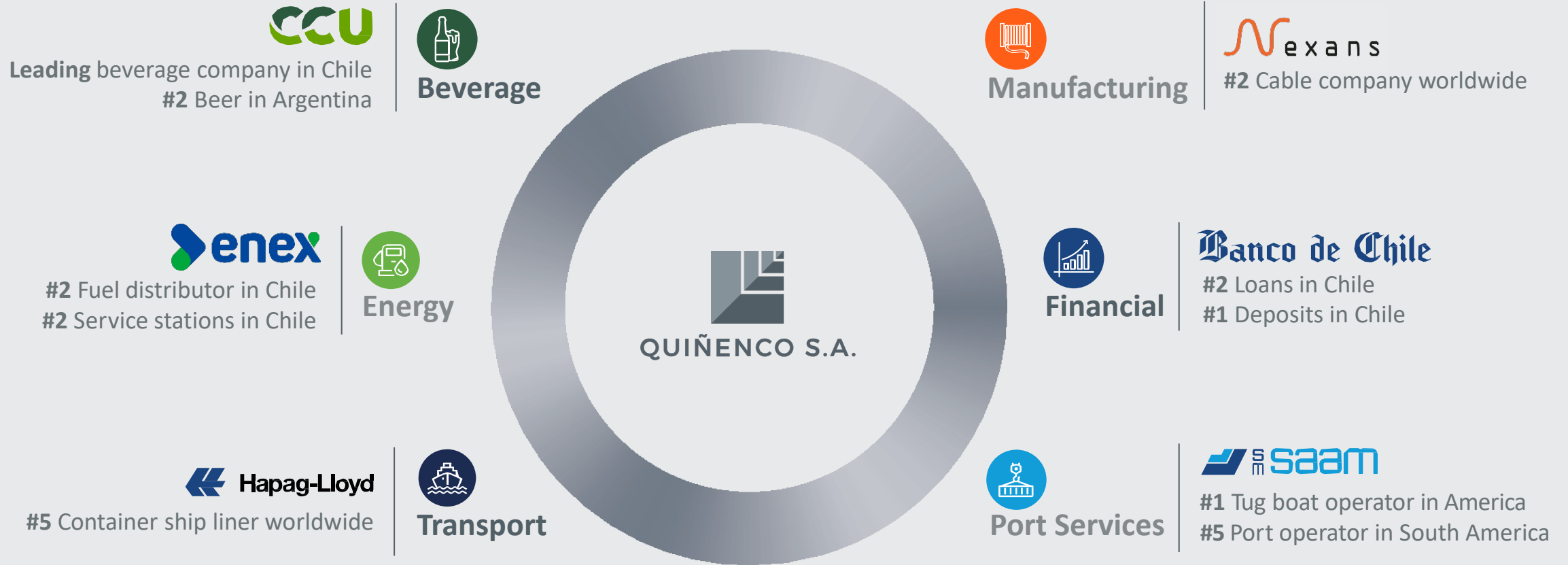


Growth platform or add-
on acquisition potential



LEADING MARKET POSITIONS

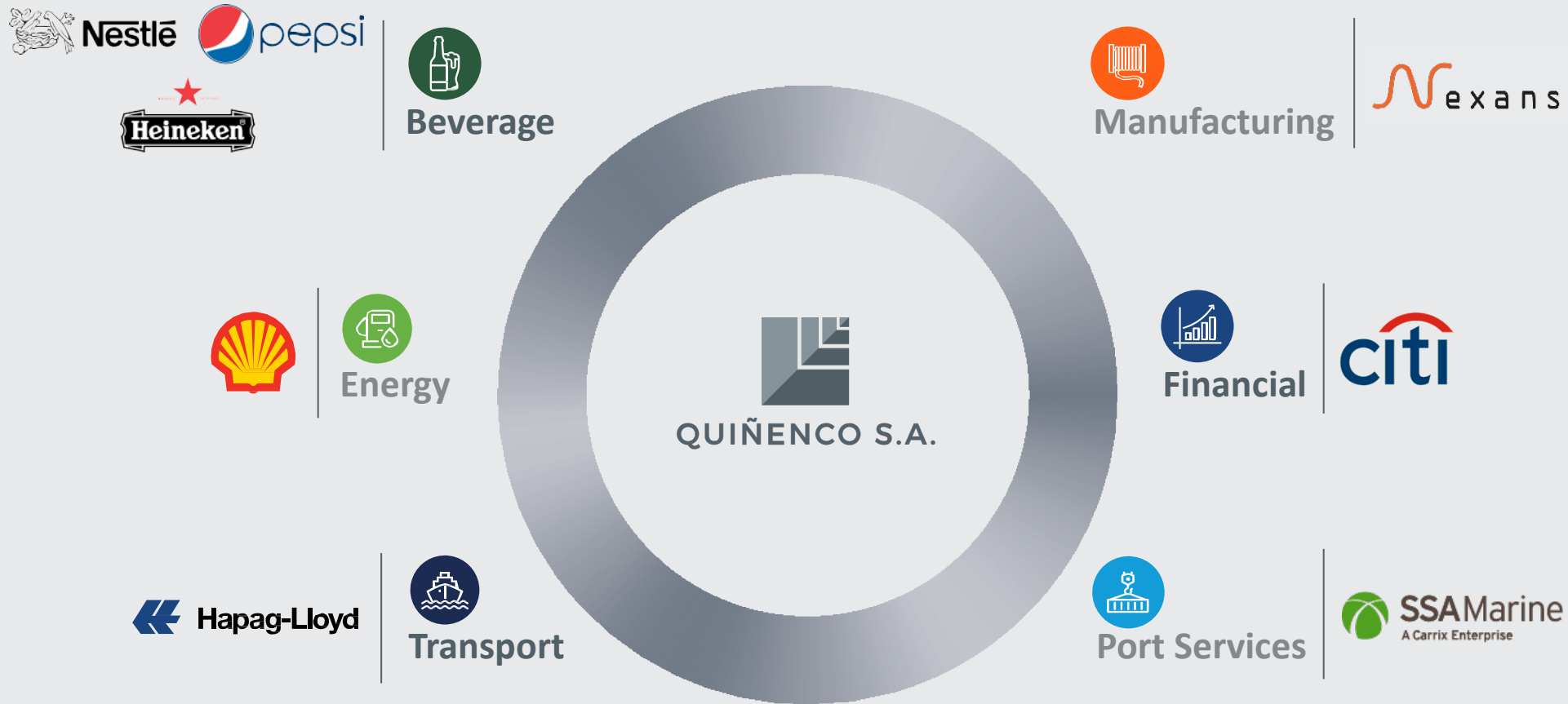
The company's investment strategy allows it to maintain a leading position in all its business areas and product segments



(1): Ranking as of December 2022.

CONTROLLING OR INFLUENTIAL INTEREST ALONG WITH WORLD CLASS STRATEGIC & COMMERCIAL ALLIANCES

Quiñenco partners with world class players to develop its markets and products to take advantage of combined know-how, experience and financial capacity

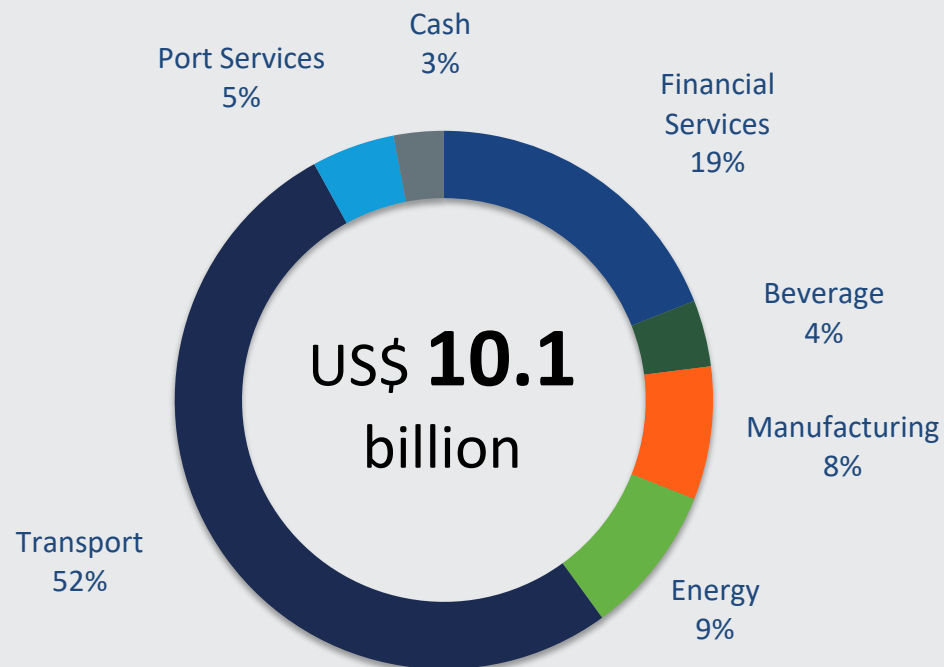




Becoming one of the most diversified holding companies in Chile . . .

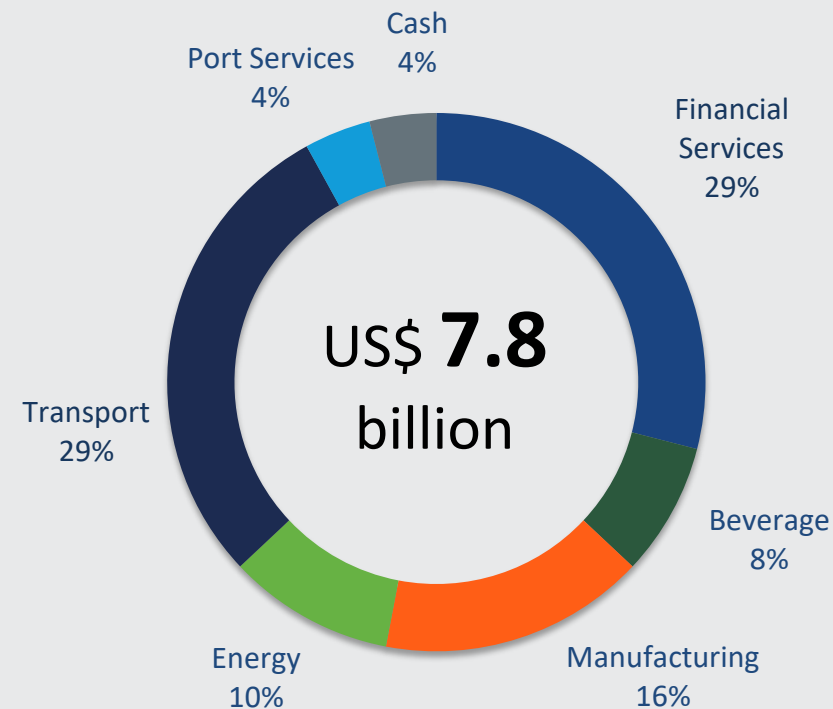
Investments by Sector⁽¹⁾

(as of December 31, 2022)



Net Asset Value⁽²⁾ (NAV)

(as of December 31, 2022)
(Percentages calculated over gross assets)



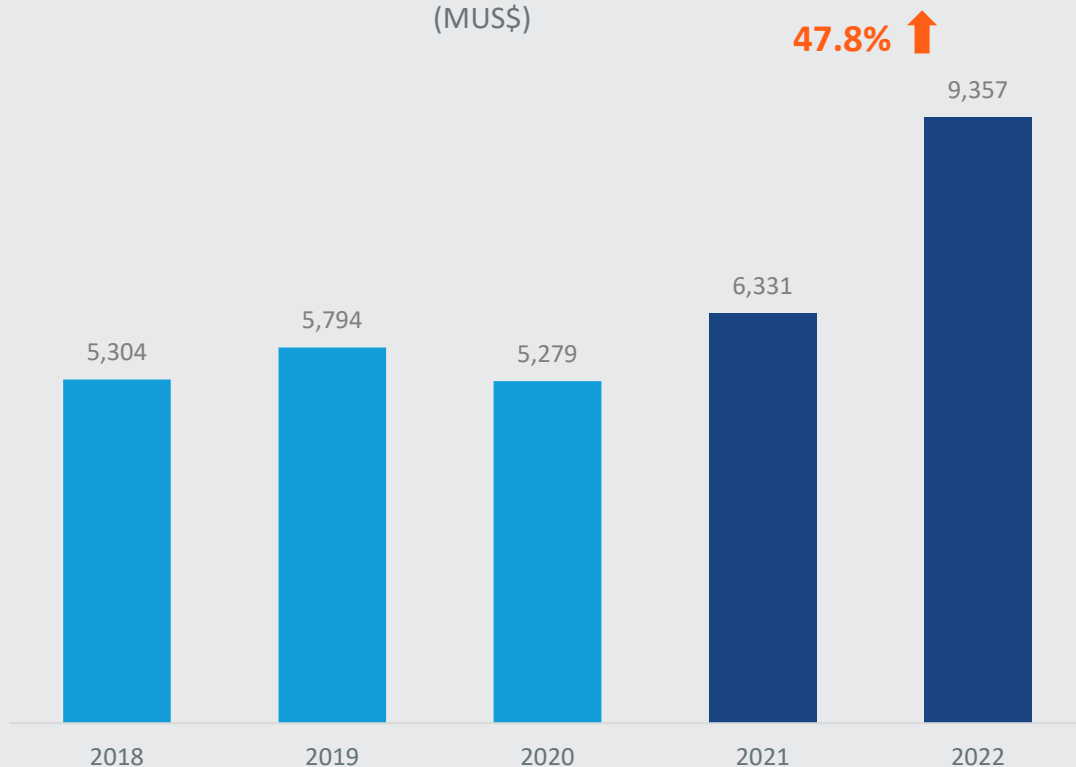
(1) Quiñenco's investments at book value.

(2) Market Value of Quiñenco's operating companies + Market Value of Financial Investments + Book value of unlisted operating companies and other assets, net of other liabilities + Cash at the Corporate level - Debt at the Corporate level.

... achieving diversified and growing revenues ...

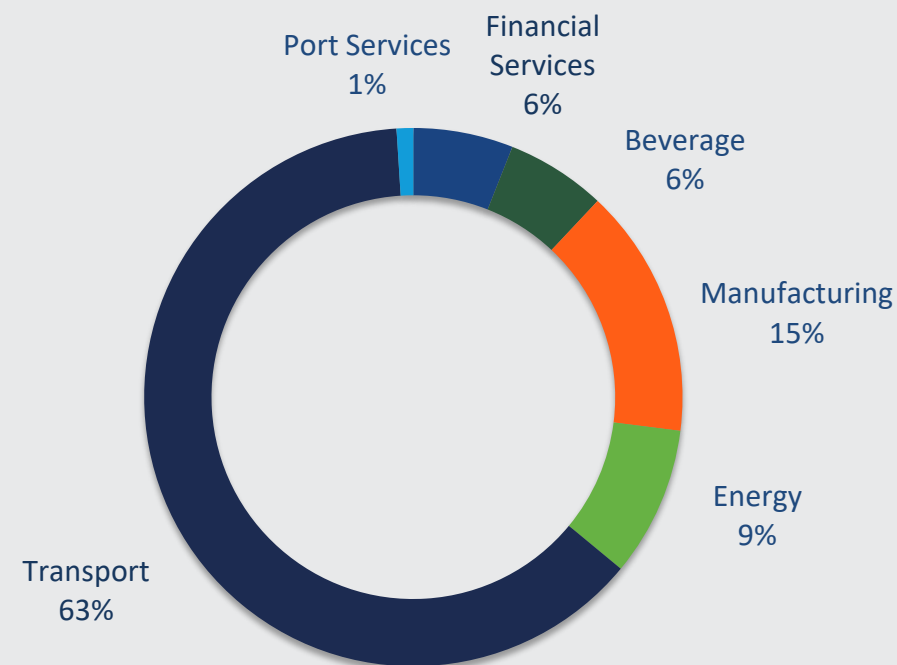
Consolidated Revenues⁽¹⁾

(MUS\$)



Aggregate Revenues by Sector⁽²⁾

(YTD December 2022)



(1) Consolidated revenues under IFRS = Total Revenues (Industrial Sector) + Total Operating Revenues (Banking Sector)

(2) Considers the sum of the sales of the main operating companies Quiñenco participates in. Of these, Quiñenco does not consolidate with CCU (Beverage), Nexans (Manufacturing) nor Hapag-Lloyd (Transport).

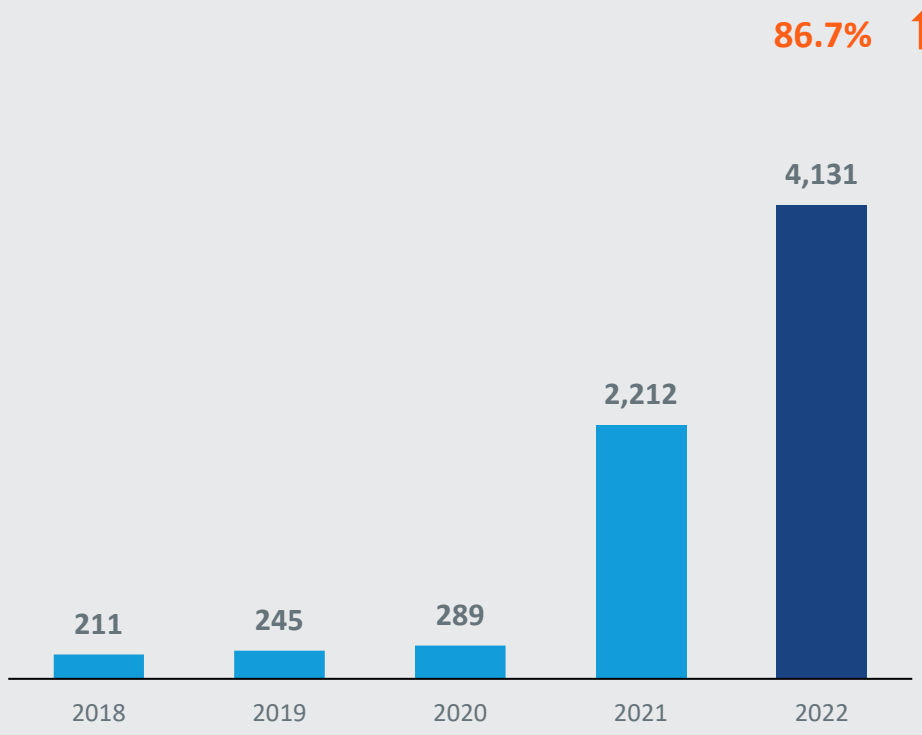
Note: Figures translated from nominal Chilean pesos at the exchange rate as of December 31, 2022: Ch\$855.86 = 1US\$

... and sound bottom line results

Net Income⁽¹⁾

(MUS\$)

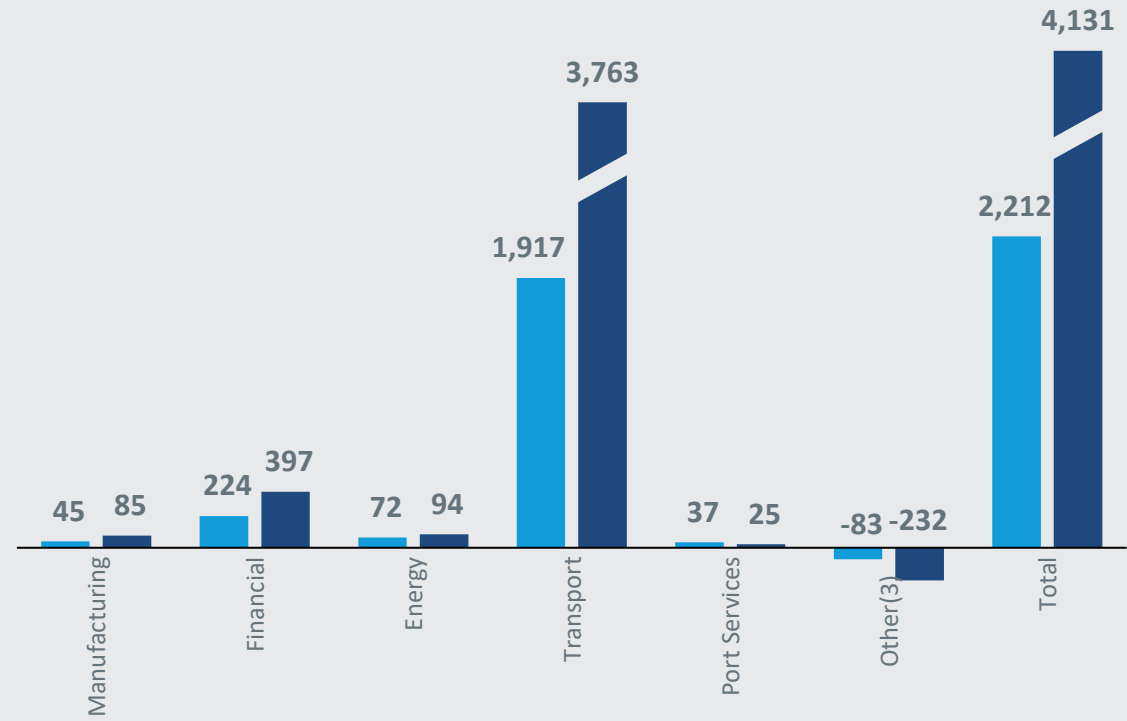
86.7% ↑



Net Income⁽²⁾

(MUS\$)

■ 2021 ■ 2022



Note: Figures translated from nominal Chilean pesos at the exchange rate as of December 31, 2022: Ch\$855.86 = 1US\$

Net Income: Net income attributable to owners of the parent.

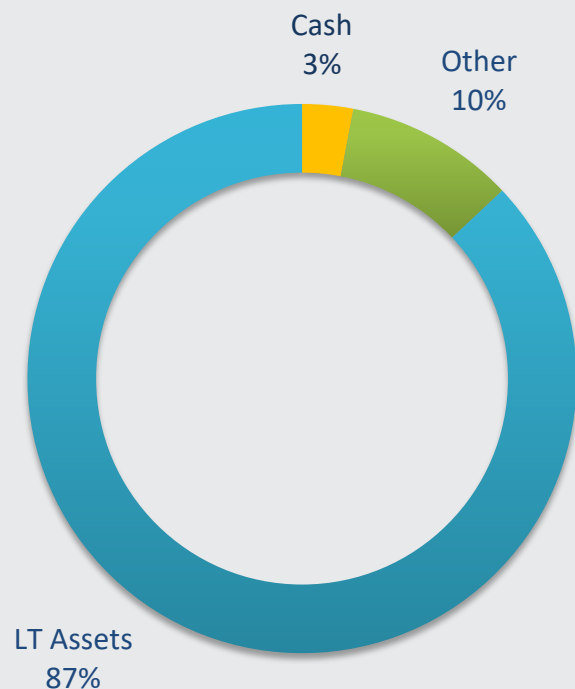
(1) Corresponds to the contribution of each segment to Quiñenco's net income.

(2) The Segment Other includes the contribution from IRSA/CCU (US\$31 million), and Quiñenco and others (-US263million) as of December 31, 2022.

Long term investments are financed with equity and long term debt in Chilean pesos . . .

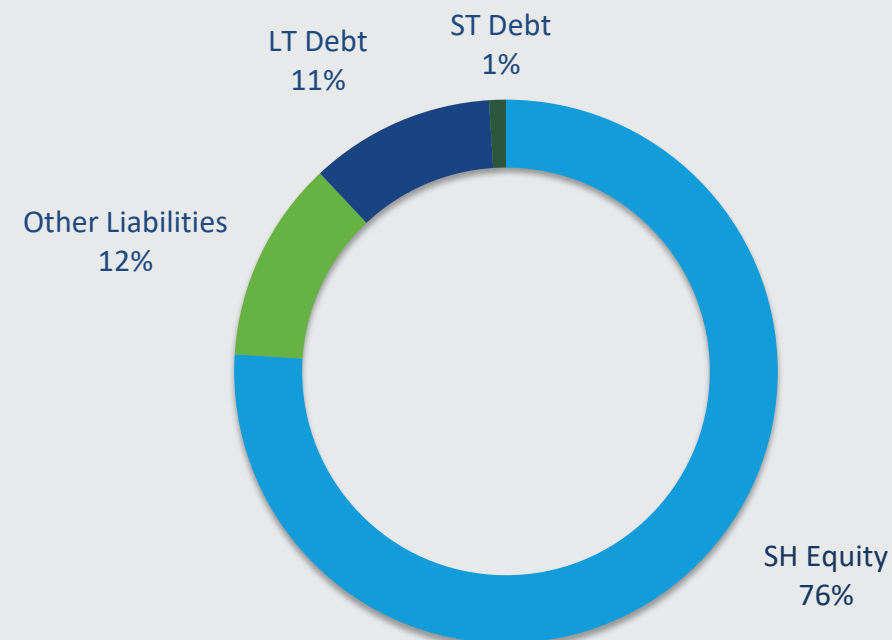
Assets

US\$11.2 billion as of December 2022

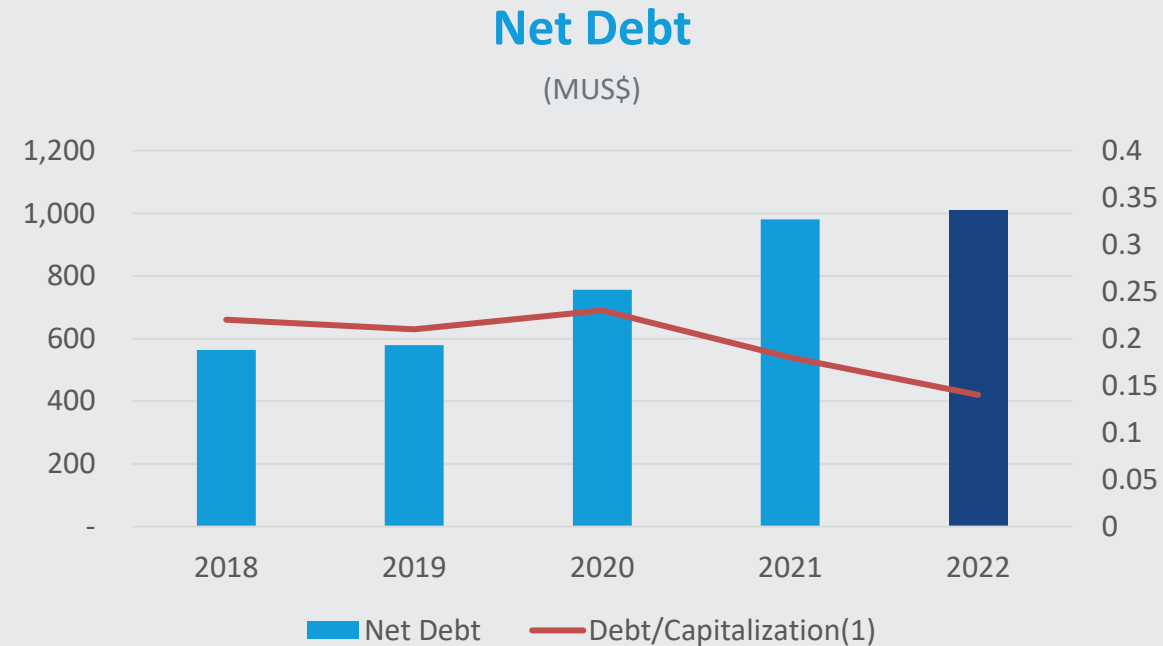


Liabilities and Equity

US\$11.2 billion as of December 2022



... maintaining low levels of debt through asset disposals and strong dividend flow ...



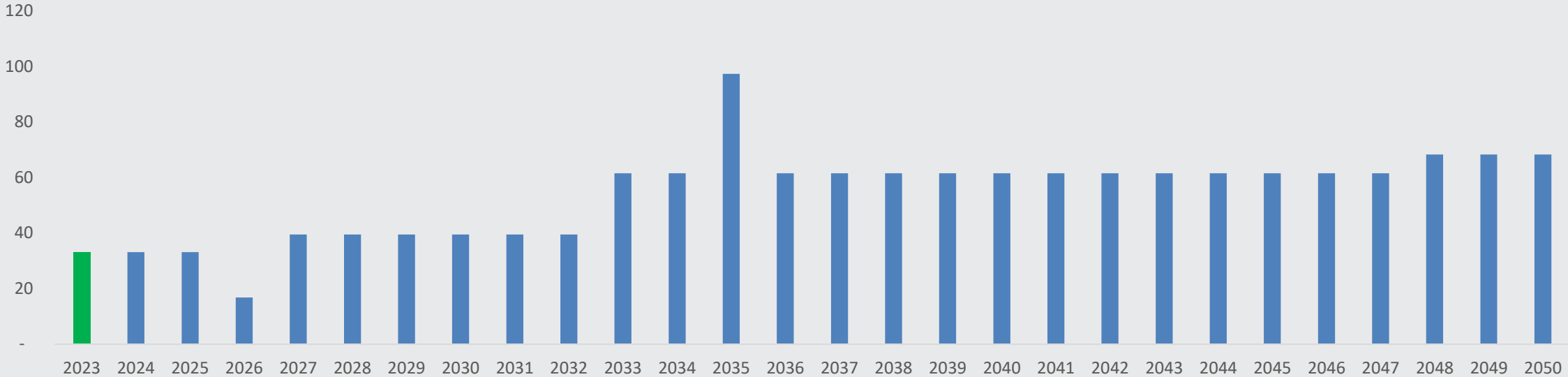
MUS\$	2018	2019	2020	2021	2022
Debt	975	991	1,158	1,208	1,336
Cash	-411	-412	-402	-227	-324
Net Debt	564	579	756	981	1,011

Note: Figures translated at the exchange rate as of December 31, 2022: Ch\$855.86 = 1US\$. Figures correspond to debt and cash at the corporate level, and do not include 50% of the debt and cash of both LQIF Holding and IRSA, which amounted to a net debt of US\$138 million and US\$111 million, respectively, as of December 2022.

(1) Capitalization corresponds to the sum of the individual financial debt and the Equity attributable to owners of the controller.

... Quiñenco's individual debt maturity profile is stable and conservative

Financial Debt Maturity Profile (MUS\$)

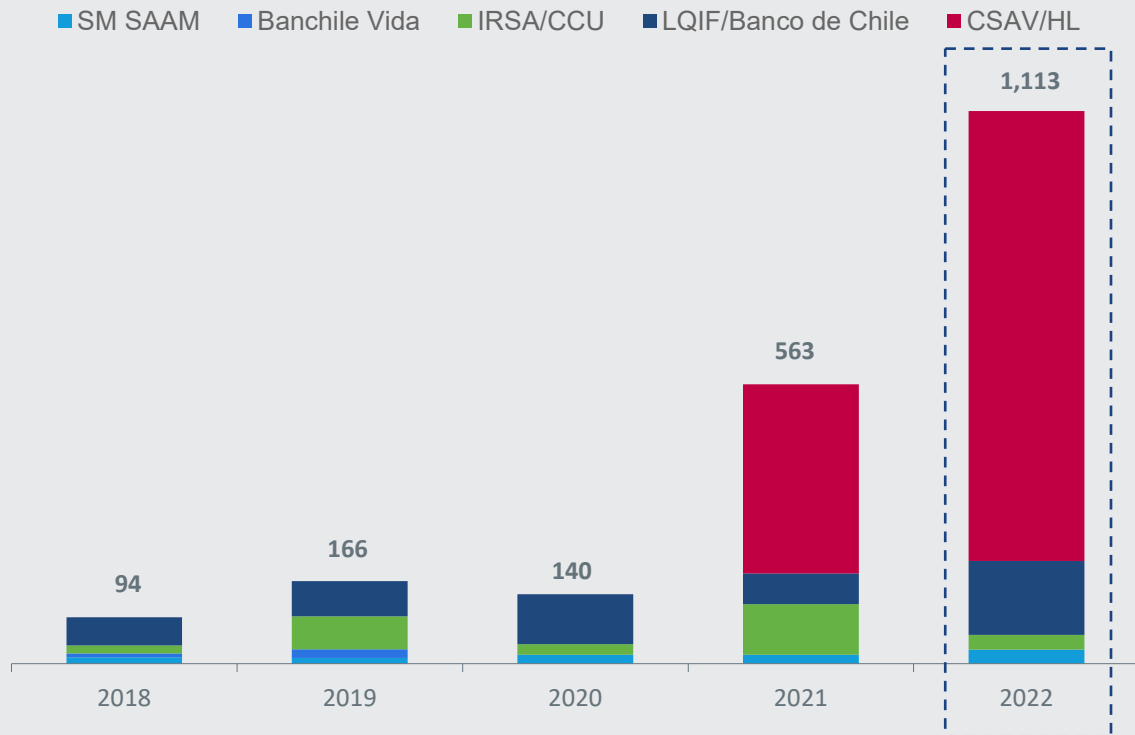


Note: Figures translated from nominal Chilean pesos at the exchange rate as December 31, 2022: Ch\$35,110.98 = 1 UF; Ch\$855.86 = 1US\$
Amortization schedule includes series Z bond placed on January 18, 2023.

... to the parent company based on good operating company performance

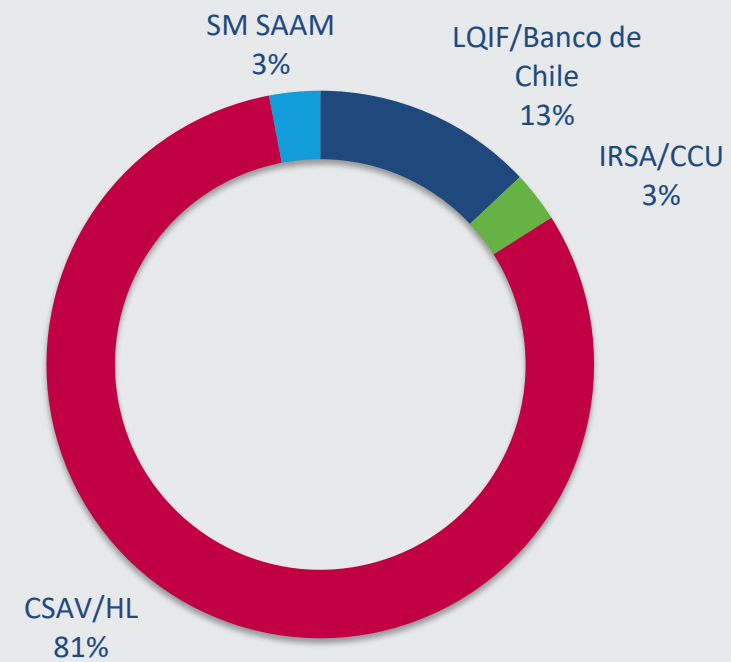
Dividends

(MUS\$)



Composition of Dividends

(YTD Dec 2022)



Note: Figures translated from nominal Chilean pesos at the exchange rate as of December 31, 2022: Ch\$855.86 = 1US\$

Quiñenco has a strong commitment to **sustainable progress** as a central part of its business model, based on four strategic pillars.



We work for progress, open to the world to continue undertaking new businesses, discovering new horizons and creating value for companies, their shareholders and collaborators.

You may find Quiñenco's complete Sustainability Policy on our website: <https://quinenco.cl/en/quinenco-group/sustainability/>



QUIÑENCO S.A.

QUIÑENCO AT A GLANCE

QUIÑENCO OVERVIEW

**RECENT
EVENTS**

CONCLUSIONS



RECENT EVENTS

SM SAAM AND HAPAG-LLOYD ANNOUNCE US\$1 BILLION TRANSACTION INVOLVING PORT TERMINALS AND LAND LOGISTICS



Hapag-Lloyd

- On October 6, 2022, SM SAAM and Hapag-Lloyd signed a binding agreement through which SM SAAM sells its entire **port terminals and associated logistics services** to the German shipping company, for a total of approx. **US\$1 billion**.
 - Transaction involves 100% of the shares of SAAM Ports S.A., with stakes in 10 terminals in six countries, and of SAAM Logistics S.A., as well as real estate assets related to the logistics business.
 - SM SAAM to continue with its tug boat division and airport logistics (Aerosan).
- The transaction is subject to approvals from antitrust authorities, among other conditions customary for these types of transactions.
- **SM SAAM** estimated a net after tax gain of **US\$400 million**.
- The transaction was approved unanimously by SM SAAM's directors without conflict of interest, that is, not related to the controlling group, and at the Extraordinary Shareholders' Meeting held on October 19, 2022.
- Shareholders may exercise withdrawal rights at a price of Ch\$56.38 per share.
- **SM SAAM** expects to accelerate its organic and inorganic growth strategy, focusing on the performance of tug boats, where the company is the main operator in America and one of the largest worldwide, and in air cargo logistics through Aerosan.
- **Hapag-Lloyd** has stated that investing in terminal infrastructure is a key element of its strategy, and particularly in Latin America where it holds a strong presence.



RECENT EVENTS

SM SAAM CONTINUES STRENGTHENING TUG BOAT DIVISION



- On May 3, 2023, SM SAAM (through SAAM Towage Brasil) completed the acquisition of 21 tug boats from Brazilian company **Starnav**, in accordance with the agreement signed a year before. The transaction includes 19 tug boats in operation and 2 tug boats in the final stages of construction.
- The acquisition amounts to US\$198 million. The financial debt related to the acquired assets, to be taken on by SM SAAM, is to be deducted from the purchase price.
- This transaction represents an important milestone in the company's strategy to continue growing in this industry, further strengthening its leadership as the main tug boat operator in America and one of the main operators worldwide.
- With the new assets, SM SAAM will have 69 tug boats in 19 Brazilian ports.
- Previously, during 2022 SM SAAM strengthened its presence in **Peru** through the acquisition of Ian Taylor's its towage operations in the ports of Callao and Paita, and in **Canada** through the acquisition of Standard Towing Ltd. and Davies Tugboat Ltd.



RECENT EVENTS

NEXANS COMPLETES ACQUISITION OF REKA CABLES IN THE NORDICS



- On April 26, 2023, Nexans announced the completion of the acquisition of **Reka Cables**, a manufacturer of low and medium voltage cables, following regulatory approvals.
- Through this acquisition Nexans expects to strengthen its position in electricity distribution and usages in the Nordics.
- This acquisition is in line with Nexans' strategy to become an **Electrification Pure Player**, enhancing the group's ability to deliver high quality and safe cables to Nordic customers.
- Reka Cables, headquartered in Finland, has over 60 years of experience. During 2022 its revenues reached €172 million, and an EBITDA of €11 million.
- Earlier in the year, Nexans announced exclusive negotiations with Syntagma Capital, a Belgium-based private equity fund, to sell its telecom systems business to said fund. This proposed transaction will mark Nexans' exit from the telecom and data activity, also in line with its strategy to focus its activities on electrification markets.



RECENT EVENTS

ENEX OPENS NEW ROAD RANGER TRAVEL CENTER IN TEXAS, USA, EXPANDING ITS PRESENCE IN THAT COUNTRY



- During November 2022, Road Ranger, Enex's network of highway travel centers in the USA, inaugurated a new station in New Deal, Texas, thus increasing its network to a total of 45 travel centers.
- Enex entered the US market at the end of 2018 with the acquisition of Road Ranger, then with 38 travel centers along the main interstate highways between Texas and the North American Midwest.
- In April 2023, Invexans Ltd. carried out a capital increase of US\$100 million in Enex, aimed at contributing to Enex's expansion plan in the countries where it currently operates.



RECENT EVENTS

CCU AND ENEX ESTABLISH NEW PARTNERSHIPS IN PARAGUAY



- On March 16, 2023, CCU and Enex separately informed the entrance of Banco Sudameris as a new partner in their respective operations in Paraguay.
- **CCU:** in Bebidas del Paraguay and Distribuidora del Paraguay, CCU now controls 55% ownership while Banco Sudameris holds the remaining 45%.
 - A shareholders' agreement was signed, establishing purchase and sale options over the companies in Paraguay, exercisable as of 2024, and corporate governance clauses, among others.
- **Enex:** In Enex Paraguay, Enex now controls 55% ownership while Banco Sudameris holds the remaining 45%.
 - A shareholders' agreement was signed, establishing purchase and sale options over the companies in Paraguay, exercisable as of 2024, and corporate governance clauses, among others.



RECENT EVENTS

INVEXANS SELLS 1/3 OF ITS STAKE IN NEXANS



- On April 5, 2023, Invexans Limited, indirect subsidiary of Quiñenco, successfully completed the sale of 4,203,638 shares of Nexans, through an accelerated book-building offering, at a price of €80 per share.
- Thus, the transaction totaled US\$367 million, and Invexans Ltd. reduced its stake in the French multinational to 18.7%. Quiñenco's total stake was reduced to 19.2%.
- A 180-day lockup period was granted to the banks acting as global coordinators and joint bookrunners, for the shares excluded from the offering.
- Invexans Ltd stated that the main objective of the transaction was to adjust its position in Nexans, whose value has increased substantially over the past years, and to diversify its investment portfolio.
- Quiñenco continues to be a reference shareholder of Nexans, with active representation on its Board of Directors.
- Quiñenco announced a preliminary estimated pre-tax gain of US\$148 million related to the sale.





QUIÑENCO S.A.

QUIÑENCO AT A GLANCE

QUIÑENCO OVERVIEW

RECENT EVENTS

CONCLUSIONS





FACTORS THAT CONTRIBUTE TO QUIÑENCO'S ABILITY TO PURSUE AND UNDERTAKE NEW INVESTMENT OPPORTUNITIES



PORTFOLIO OPTIMIZATION

- Good performance of main operating companies should contribute to sustained dividend up-flow.



HEALTHY FINANCIAL STRUCTURE

- Sound financial indicators
- Well structured Balance Sheet
- AA+/AA+ local rating



SOUND CASH POSITION

- Strong cash levels
- Conservative financing policy



QUIÑENCO S.A.

THANK YOU FOR YOUR
ATTENTION





QUIÑENCO S.A.

APPENDIX MAIN OPERATING COMPANIES



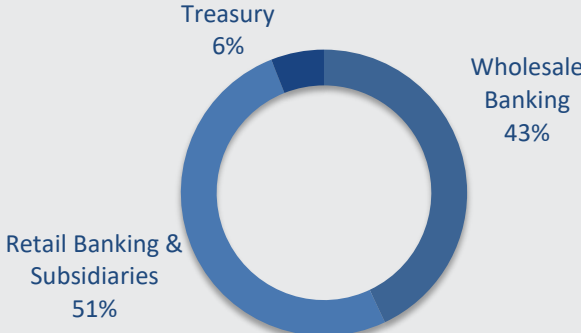
MAIN OPERATING COMPANIES

Banco de Chile

- Established in 1893, Banco de Chile has a highly recognized name in Chile.
- One of the most profitable banks in terms of return on assets and equity.
- Assets of US\$65 billion.
- Over 12,200 employees
- Nationwide network of 272 branches and 1,761 ATMs.
- Traded on the NYSE and Santiago Stock Exchanges.
- Strategic alliance with Citigroup complements the Bank’s financial services of excellence for its customers and gives access to one of the most important financial platforms in the world.
- The Bank maintains a diversified and efficient financing structure, granting it a competitive advantage in terms of funding.
- One of the most solid private banks in Latin America with an international credit rating of A from S&P and A2 from Moody’s.
- On April 30, 2019, SM-Chile completed payment of subordinated debt with Chilean Central Bank, 17 years in advance. Thus, as of June 30, 2019, the voting and economics rights of LQIF in Banco de Chile were 51.15%, after SM-Chile was dissolved.




NET INCOME⁽¹⁾ CONTRIBUTION BY BUSINESS AREA (YTD December 2022)



(1) Before taxes.

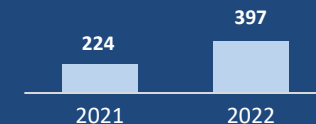
OWNERSHIP STRUCTURE

(December 2022)



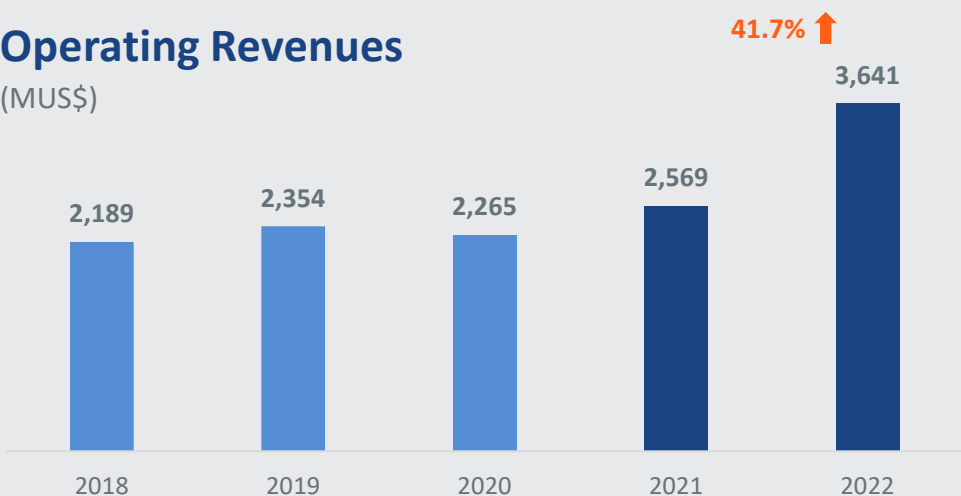
Net income in 2022 boosted by higher revenues, largely due to higher inflation and growth in customer income, partly offset by higher operating expenses and loan loss provisions.

Contribution of Financial Services to Quiñenco's Net Income (MUS\$)

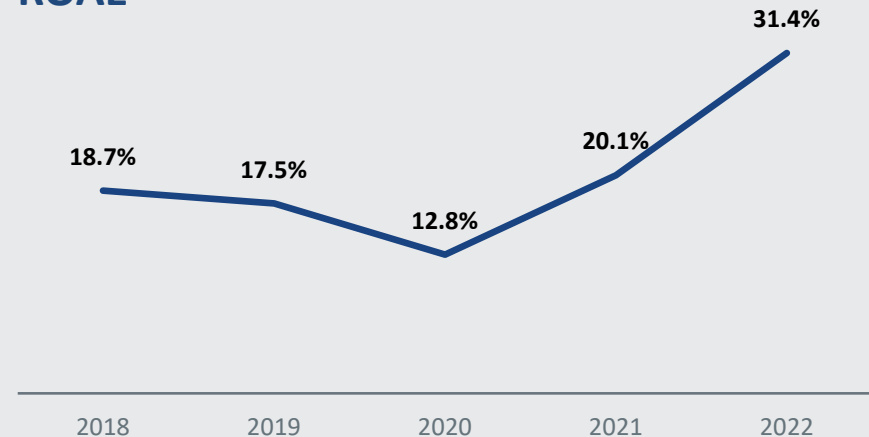


Operating Revenues

(MUS\$)

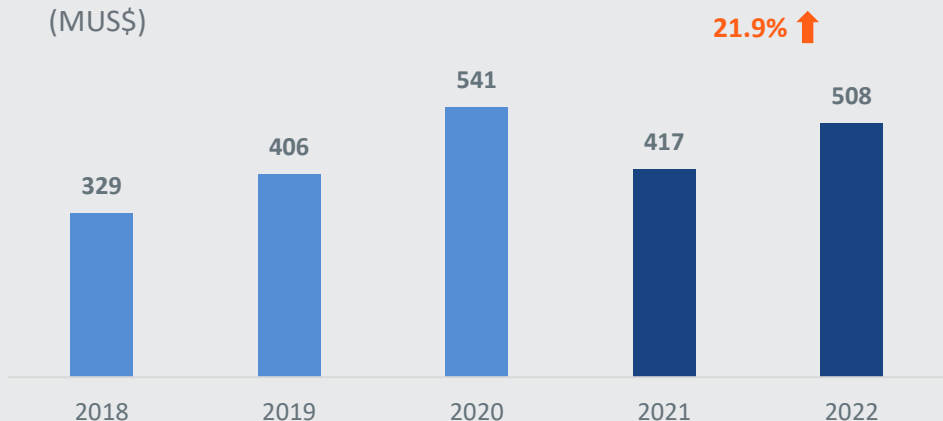


ROAE



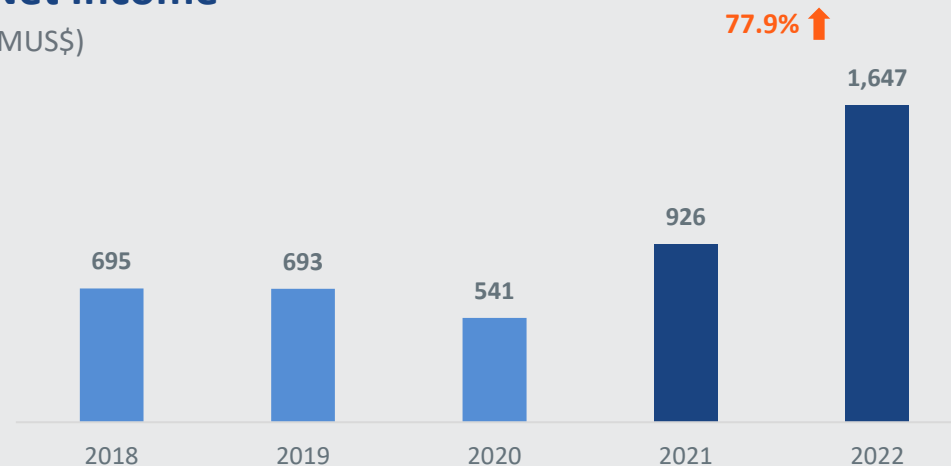
Expected Credit Losses

(MUS\$)



Net Income

(MUS\$)



MAIN OPERATING COMPANIES



- Founded in 1850, CCU is a multi-category branded beverage company operating in Chile, Argentina, Bolivia, Colombia, Paraguay and Uruguay, with an extensive wine export business to more than 80 countries.
- Assets of US\$4.2 billion.
- Over 10,500 employees.
- 35 beverage facilities.
- Extensive distribution network reaching more than 197,000 sales and contact points for the Chile operating segment and over 217,000 in Argentina. The online platform La Barra launched in 2019 reached over 73,900 homes in Chile during 2022.
- Jointly controlled with Heineken, one of the main breweries worldwide.
- Traded on the NYSE and Santiago Stock Exchanges.
- In 2019 CCU launched its 2030 Environmental Vision, after successful implementation of its 2020 Vision, with goals in three main areas: emissions, waste and water.



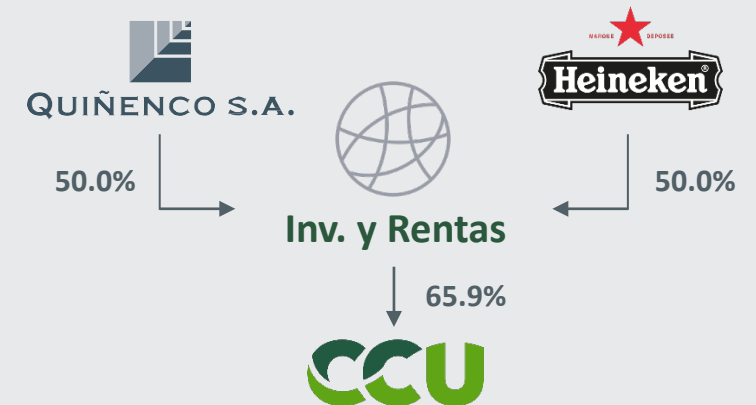
WEIGHTED VOLUME MARKET SHARE (December 2022)

	2022
Chile Operating segment	45% ⁽¹⁾
International Operating segment	18% ⁽²⁾
Wine Operating segment	20% ⁽³⁾
Total	31% ⁽⁴⁾

- (1) Excludes HOD and powdered juice.
- (2) Includes beer in Argentina; beer, carbonated soft drinks, nectars and mineral water in Uruguay; beer, soft drinks, nectars and mineral water in Paraguay; beer, soft drinks and malt in Bolivia.
- (3) Domestic and export wines from Chile. Domestic market reported by Nielsen. Export market reported by Asociación de Viñas de Chile. Excludes bulk wine.
- (4) Weighted average of the markets where CCU participates, based on category market share and weighted by CCU's estimations of market sizes (February 2023).

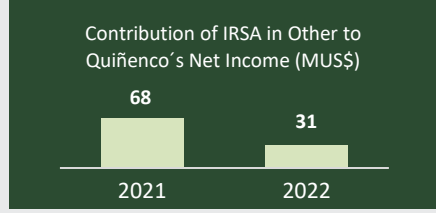
OWNERSHIP STRUCTURE

(December 2022)



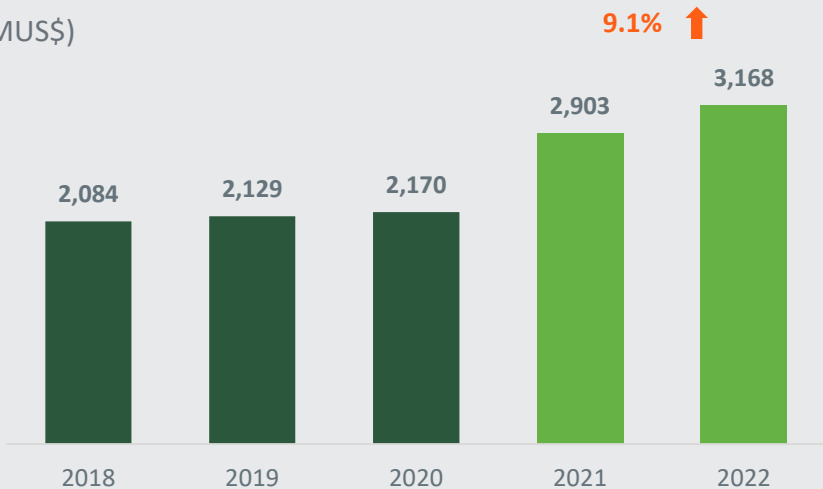


CCU's declined in 2022, mainly due to the negative impact on costs of external factors, namely higher costs of raw materials, depreciation of local currencies, and inflation. These effects were partly offset by revenue growth and efficiencies.



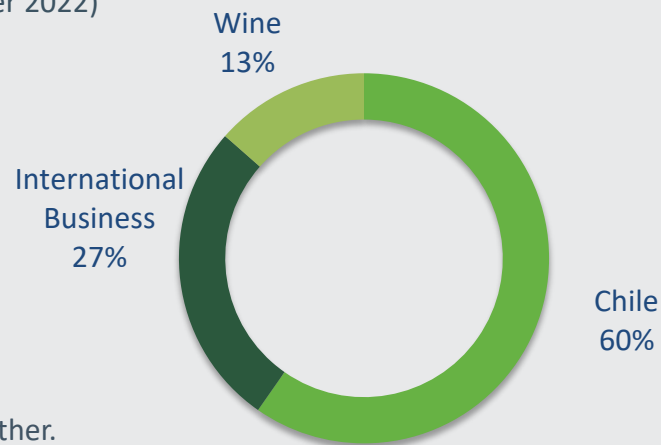
Sales

(MUS\$)



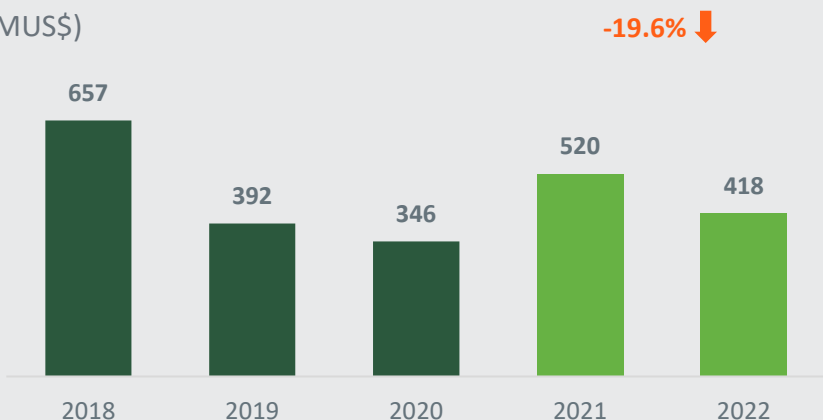
EBITDA* by Business Segment

(YTD December 2022)



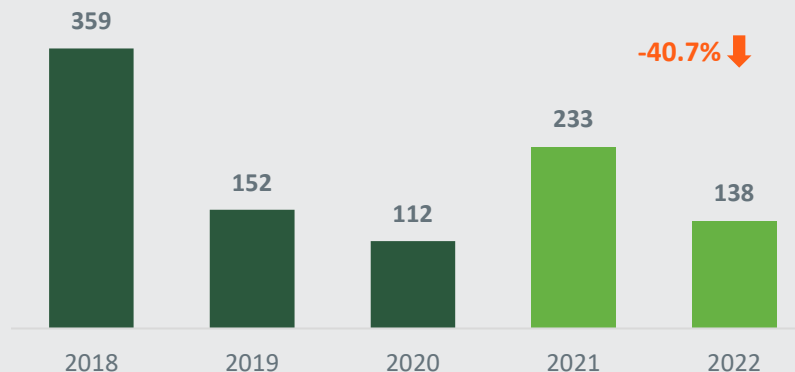
EBITDA

(MUS\$)



Net Income

(MUS\$)



Note: Figures translated from nominal Chilean pesos at the exchange rate as of December 31, 2022: Ch\$855.86 = 1US\$

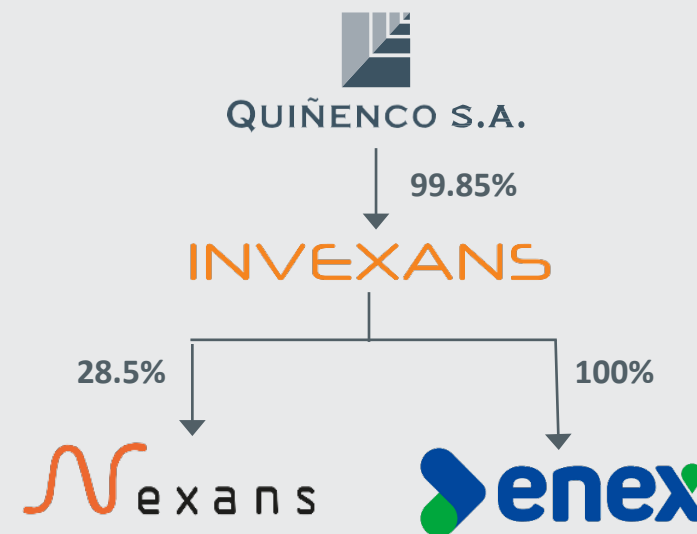
INVEXANS

- Invexans' main asset until early 2020 was its stake in Nexans, a leading cable manufacturer with worldwide presence, based in France. Since April 2020, Invexans also holds 100% ownership of Enex, a fuel distribution company with presence in Chile, the USA and Paraguay.
- An agreement signed in September 2008 allowed Invexans (Madeco at the time) to become the main shareholder of Nexans, after the sale of Invexans' regional cable business to said French company, in exchange for cash and a 9% share in Nexans.
- Invexans now has three directors on the Board, a member of the Compensations, Designations and Corporate Governance Committee, a member of the Strategic and Sustainable Development Committee, and a member of the Accounting, Audit and Risk Committee.
- In 2018 Invexans established an office in London, U.K., in order to develop international businesses.
- During November 2018 Invexans contributed all of its shares in Nexans to Invexans UK.
- On April 15, 2020, Invexans was merged with Inversiones Río Argentina, parent company of **Enex**, with the aim to strengthen Invexans' investment portfolio and facilitate Enex's international expansion.
- During 2021 Enex plc was incorporated in the UK and established as the holding company for Enex's activities.
- In April 2023, Invexans successfully completed the sale of 4.2 million shares of the French multinational Nexans, in a transaction valued at US\$367 million. The proceeds will be used primarily for new strategic investments.
- After the sale, Quiñenco's subsidiaries remain reference shareholders of Nexans with 19.2% ownership and active representation on the company's board of directors.



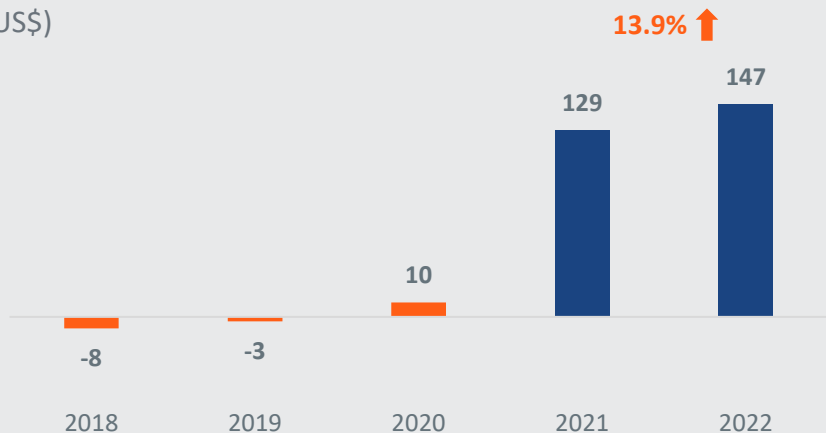
OWNERSHIP STRUCTURE

(December 2022)



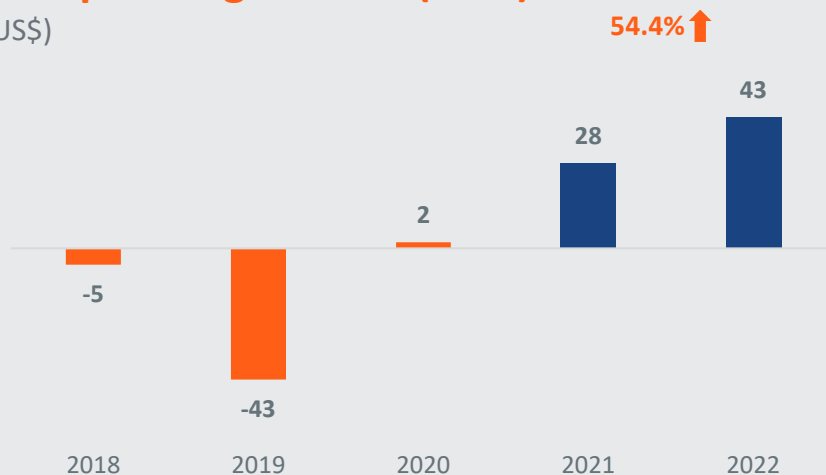
Operating Income (Loss)

(MUS\$)



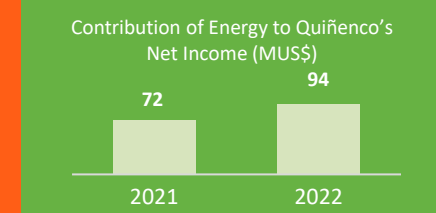
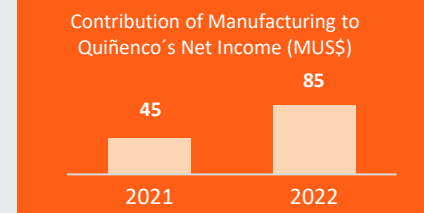
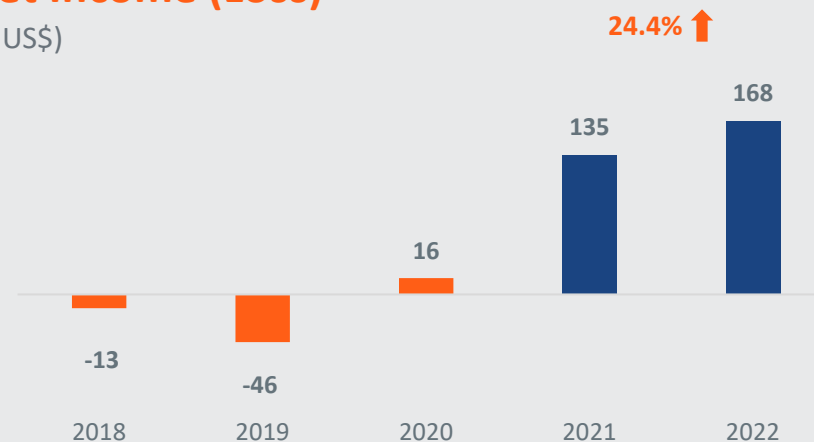
Non-operating Income (Loss)

(MUS\$)



Net Income (Loss)

(MUS\$)



Invexans' results reflect positive performance of both its main assets, Nexans and Enex, during the period.

Note: Invexans reports in US\$, consolidated figures.

MAIN OPERATING COMPANIES

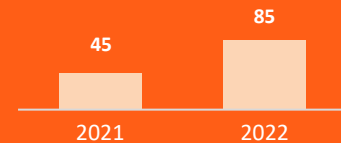


- Nexans is a worldwide leader in the cable industry with an industrial footprint in 42 countries and commercial activities worldwide, after over a century of progress.
- Headquartered in Paris, France, Nexans produces cables and cabling systems, constantly innovating its products, solutions and services.
- Over 27,900 employees
- Nexans is listed on Euronext Paris.



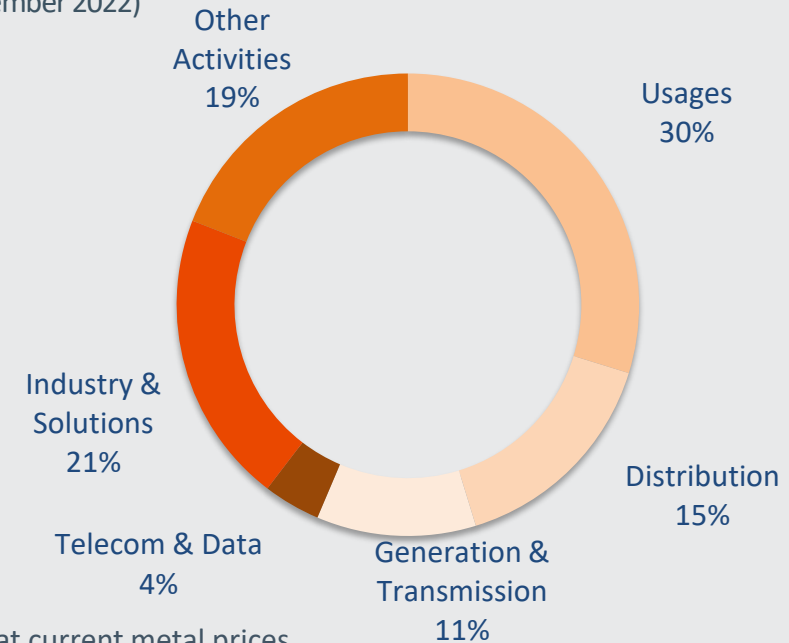
Nexans' net income in 2022 grew 49%, based on improved operating performance across the board, and especially in business segments related to electrification.

Contribution of Manufacturing to Quiñenco's Net Income (MUS\$)



SALES* BY KEY-END MARKETS

(YTD December 2022)



* Sales at current metal prices.

EUR (millions)	2019	2020	2021	2022
Sales	6,735	5,979	7,374	8,369
Operating margin	249	193	299	420
Net income	(122)	78	164	245

MAIN OPERATING COMPANIES



- Enex S.A. has a network of 447 service stations, with 208 convenience stores in Chile, 45 travel centers in the USA and 75 service stations in Paraguay.
- Main business activities:
 - Distribution of fuels through its service stations.
 - Distribution of fuels to industrial clients and transport sector.
 - Distribution of Shell lubricants.
- Holds a 33.3% share of Sociedad de Inversiones de Aviación (SIAV).
- Acquired Road Ranger travel center in the USA in November 2018.
- Acquired 50% of Gasur service station network in Paraguay in November 2019.
- During 2021, Enex established Enex plc, in the UK, as its parent company.



SERVICE STATIONS

(December 2022)

	No. Service Stations	%
Coppec	684	40.2%
Enex	447	26.3%
Petrobras	292	17.2%
Others	277	16.3%
Total	1,700	100%

Source: Enex

OWNERSHIP STRUCTURE

(December 2022)

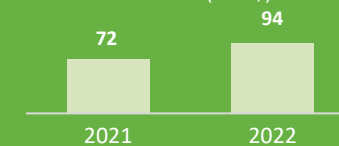


MAIN OPERATING COMPANIES



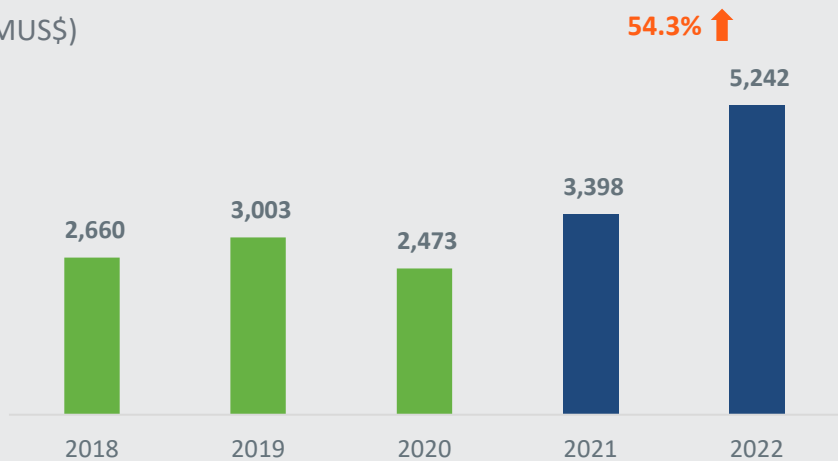
Enex's positive evolution in 2022 reflects strong operating results, based on growth in sales volumes, and also inventory revaluation gains, overcoming higher expenses due to inflation and higher transport costs.

Contribution of Energy to Quiñenco's Net Income (MUS\$)



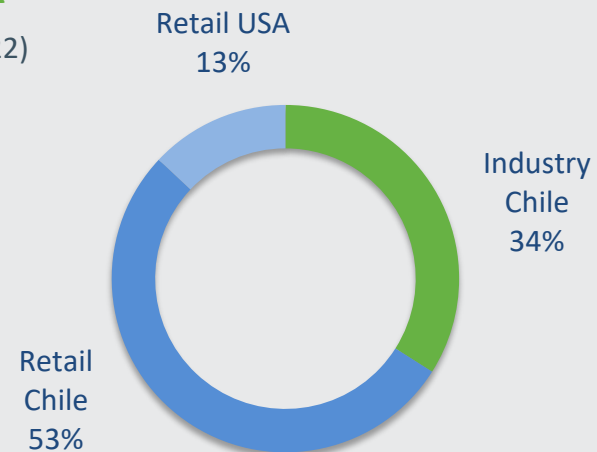
Sales

(MUS\$)



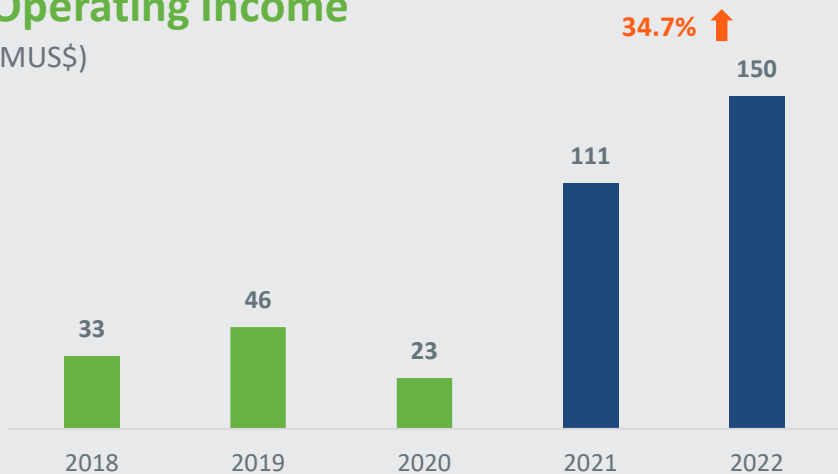
SALES MIX

(December 2022)



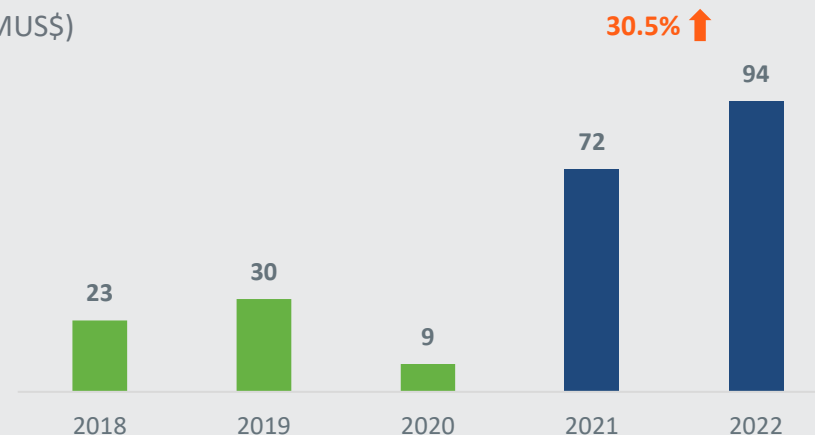
Operating Income

(MUS\$)



Net Income

(MUS\$)



Note: Figures translated from nominal Chilean pesos at the exchange rate as of December 31, 2022: Ch\$855.86 = 1US\$

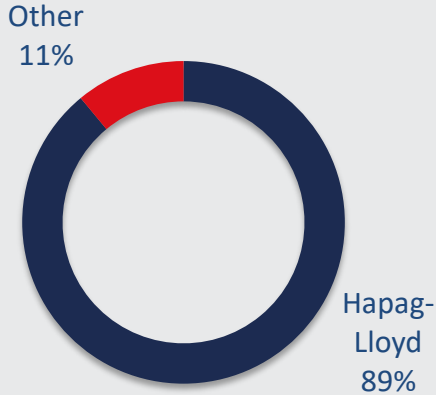
MAIN OPERATING COMPANIES



- CSAV, founded in 1872, is one of the oldest shipping companies in the world.
- Its activities include overseas transport of containerized cargo through its investment in Hapag-Lloyd.
- Total assets as of December 2022 were US\$10.3 billion.
- In November 2015 Hapag-Lloyd carried out its IPO in Germany, raising US\$300 million.
- In May 2017, the merger between Hapag-Lloyd and UASC was materialized.
- In December 2017, CSAV sold its stake in Norgistics Chile, and decided to close its offices in Peru, Mexico and China.
- During 2020 CSAV ended its car carrier activities.
- During January 2020, CSAV acquired a further 2.2% stake in Hapag-Lloyd, reaching 30% ownership in all.
- CSAV raised US\$350 million in a capital increase during 2020, mainly to refinance its acquisitions of Hapag-Lloyd shares.



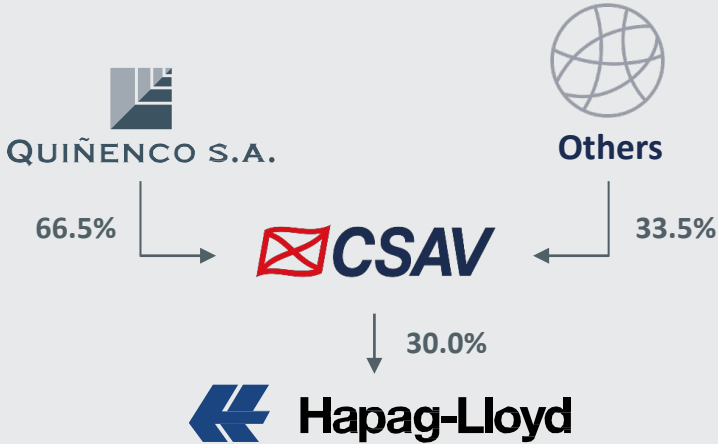
ASSETS BY BUSINESS AREA
(December 2022)



Source: CSAV

OWNERSHIP STRUCTURE

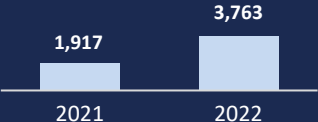
(December 2022)



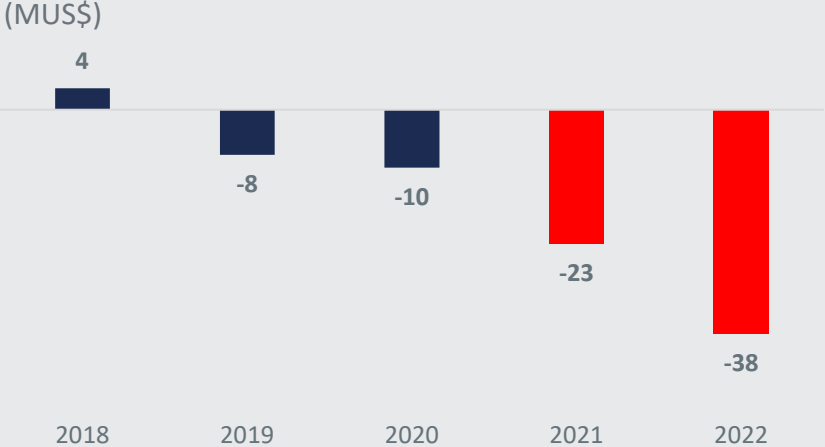


CSAV's outstanding 2022 results reflect its share in Hapag-Lloyd's performance during the period. At the corporate level, CSAV reported higher administrative expenses.

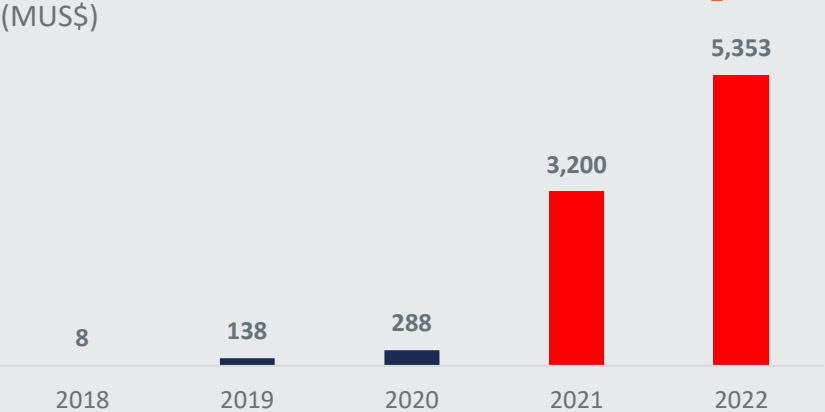
Contribution of Transport to Quiñenco's Net Income (MUS\$)



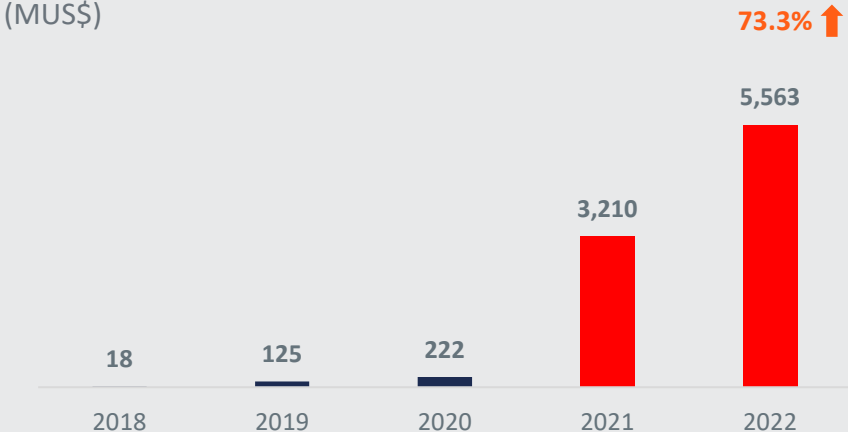
Operating Income (Loss)



Non-operating Income (Loss)



Net Income (Loss)



Note: CSAV reports in US\$.

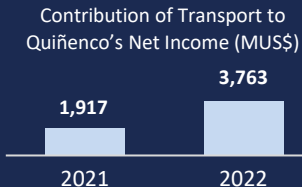
MAIN OPERATING COMPANIES



- Hapag-Lloyd is a leading global liner shipping company, with a fleet of 251 modern ships, 12 million TEU transported a year and a total capacity of around 1.8 million TEU.
- Founded in 1847 and headquartered in Hamburg, Germany, Hapag-Lloyd offers a global network of 119 liner services.
- Presence in 135 countries.
- Over 14,200 employees.

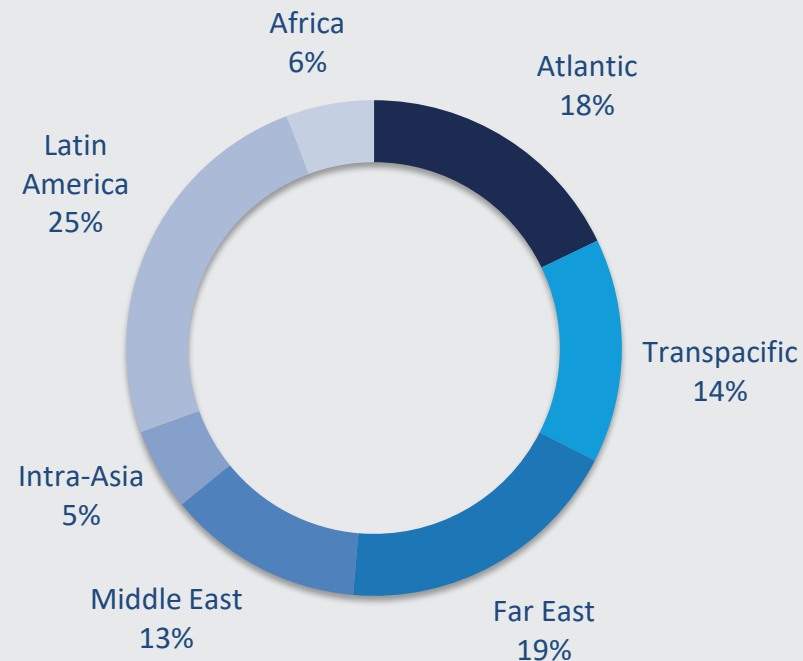
US\$ (millions)	2018	2019	2020	2021	2022
Sales	13,726	14,115	14,577	26,356	36,401
Operating income	473	868	1,466	11,078	18,373
Net income	44	405	1,058	10,738	17,946
EBITDA	1,345	2,223	3,082	12,842	20,474

Hapag-Lloyd posted a substantial increase in 2022 results. Strong demand for containerized transport and sustained disruptions in global supply chains, although easing towards year-end as demand weakened, led to an industry-wide increase of average freight rates, increasing 43% in the case of Hapag-Lloyd, by far offsetting higher transport costs.



TRANSPORTED VOLUME BY TRADE

(YTD December 2022)



MAIN OPERATING COMPANIES

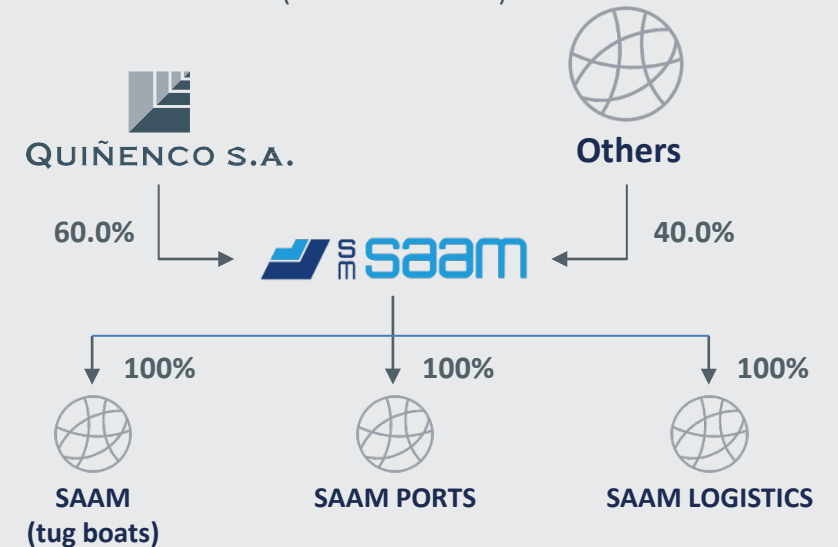


- SM SAAM is dedicated to port services and management of port concessions, including three main business areas: port terminals, tug boats, and logistics.
- SM SAAM has a presence in 14 countries and 90 ports in America.
- SM SAAM currently operates 10 port terminals and a fleet of 192 tug boats, being one of the main port operators in South America and the largest tug boat operator in America.
- In October 2019, SM SAAM materialized the agreement with Royal Boskalis Westminster, parent company of SMIT, to acquire its interest in the two joint operations for the tug boat business in Brazil, Mexico, Panama and Canada. The transaction amounted to US\$194 million.
- In October 2020, SM SAAM acquired the remaining 50% stake in Aerosan, thus reaching 100% ownership, for a total of US\$32 million.
- In January 2021, SM SAAM acquired 70% of Intertug, towage company with operations in Colombia, Mexico and Central America.
- On October 19, 2022, at an Extraordinary Shareholders' Meeting of SM SAAM, the sale of all the shares of SAAM Ports S.A. and SAAM Logistics S.A. was approved, in addition to certain associated real estate, to the shipping company Hapag-Lloyd. The transaction is subject to regulatory authorizations among other usual conditions for this type of operation.
- During November 2022, Quiñenco acquired shares of SM SAAM on the market, increasing its participation to 60.0%.
- In January 2023, Quiñenco acquired an additional 1% stake on the market, thus reaching 61.0% ownership.



OWNERSHIP STRUCTURE

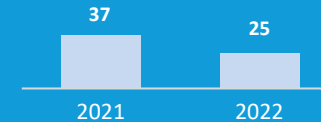
(December 2022)





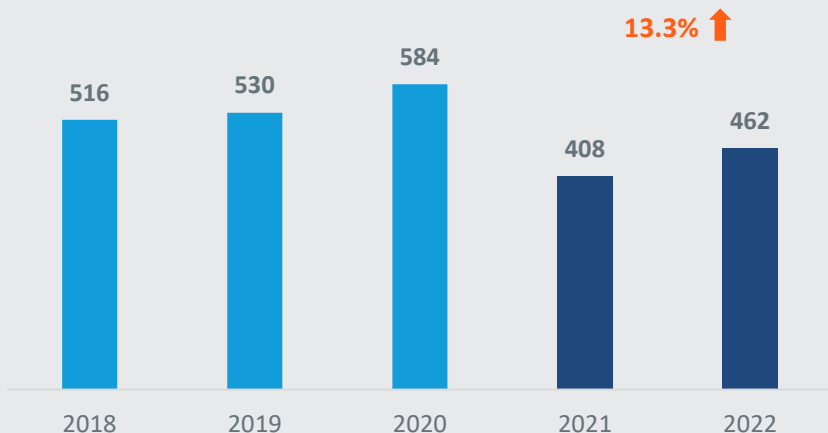
SM SAAM's lower results during 2022 are attributable to the accounting effect of a deferred tax expense associated with the transaction with Hapag-Lloyd. Excluding that effect, net income would have increased by 4.

Contribution of Port Services to Quiñenco's Net Income (MUS\$)



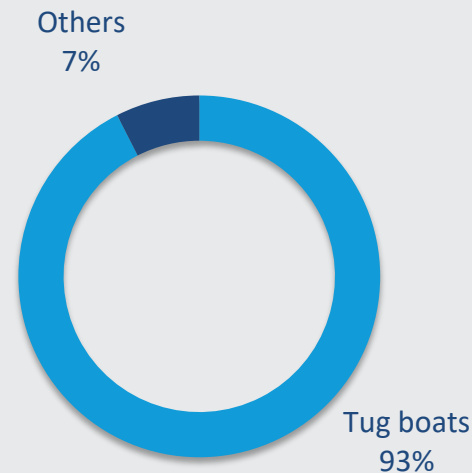
Sales

(MUS\$)



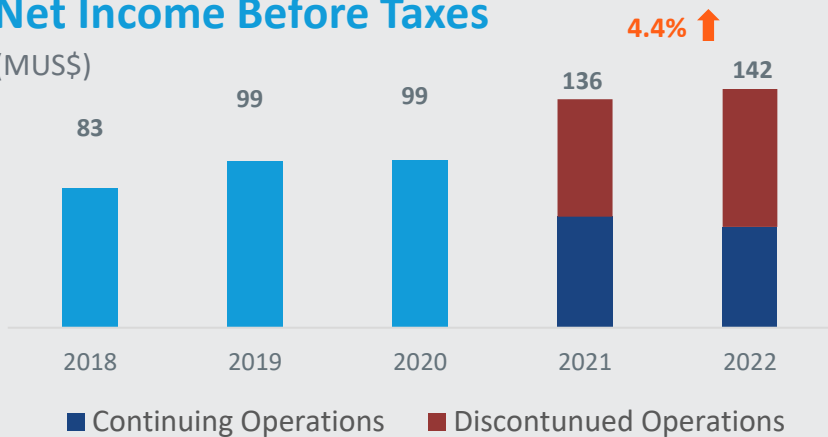
EBITDA MIX

(YTD December 2022)



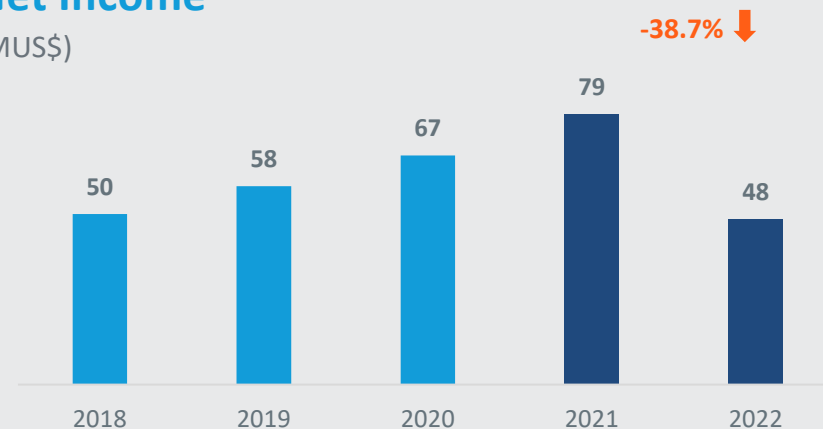
Net Income Before Taxes

(MUS\$)



Net Income

(MUS\$)



Note: SM SAAM reports in US\$. YTD information for 2021 and 2022 considers the operations of port terminals and the corresponding logistics services as discontinued operations.

